



URBAN TRANSPORTS PERFORMANCE AND LESSONS LEARNED FROM THE ATHENS OLYMPIC GAMES



**ATHENS
URBAN
TRANSPORT
ORGANISATION**

Dr. Dimitrios J. DIMITRIOU
CEO of AUTO

Zoi CHRISTOFOROU
Transportation Engineer (MSc)

Regional Conference on Sustainable Urban Transport, Damascus, 11th-13th April 2010

Presentation Outline :

1. Introduction

- Athens Metropolitan Area
- OASA (Athens Urban Transport Organization)
- 2004 Olympic Games

2. Urban Transport and the Olympic Games

- Infrastructure
- Operation
- Freight & Parking

3. Capitalizing the Olympics' Experience

- Key elements to success
- Lessons learned

1. Introduction

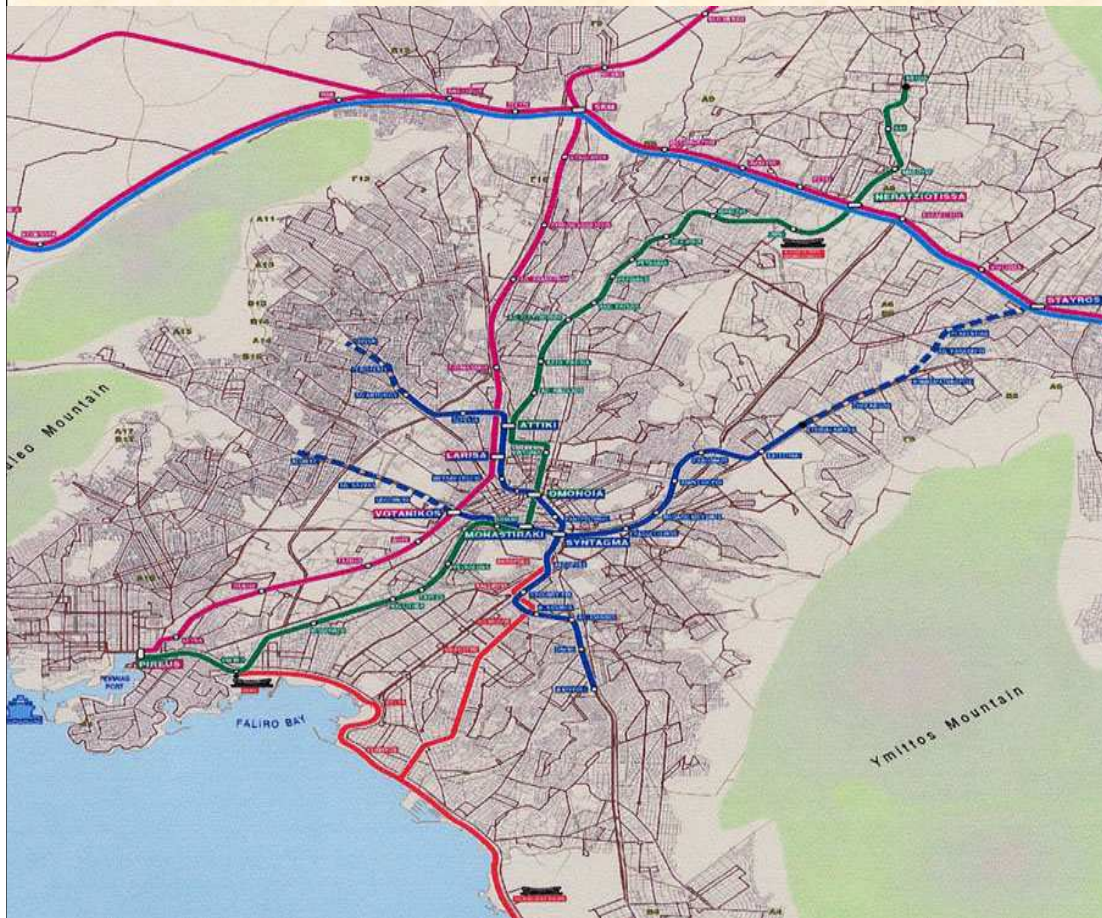
The Athens Metropolitan Urban Area

- Surface : 400 km²
- Population: 4.000.000 inhabitants
- 84 municipalities
- Density > 7.500 inh/km²
- Almost 50% of country's GDP
- Greece: 20.500 €/capita
(constant 2007 prices)
- Athens: 27.270 €/capita



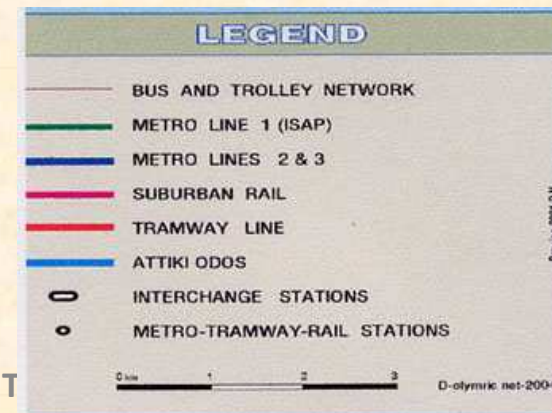
1. Introduction

Transportation Figures



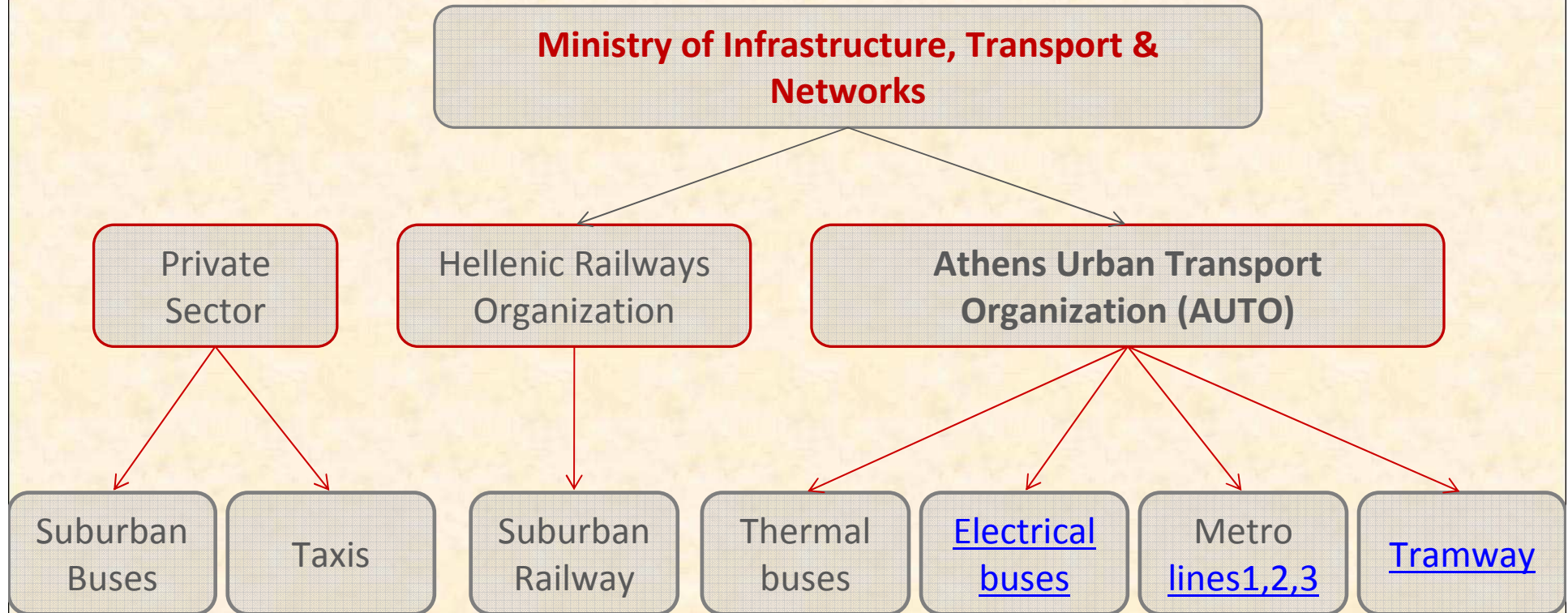
- ~ 8.000.000 trips/working day
- PT:
 - 3 metro lines
 - 2 tramway lines
 - 1 suburban railway line
 - 240 thermal bus lines
 - 20 electric bus lines (trolley)
- PT market share:
 - ~25% in 2003
 - ~30-35% in 2009

Public Transportation System



1. Introduction

Overview of PT System Organization



✓ **7 different PT modes : management !**

1. Introduction

The Athens Urban Transport Organization

Trolley Network :

- 22 lines
- Length : 356 Km
- 2.500 trips / day
- ~366 trolleys
- Traffic: 300.000 pax/day

Bus Network :

- 311 lines
- Length : 6.984 km
- ~15.920 trips / day
- ~ 2.024 buses
- Traffic: 1.300.000 pax/day

Tramway Network :

- 3 lines
- Length: 23,7 Km
- 47 stations
- 42 Vehicles
- Traffic: 35.000 pax/day

source: AUTO

1. Introduction

The Athens Urban Transport Organization



Metro Network :

- 3 lines in total
- Peak Hour Headway:
 - ✓ 2,5 (line 1)
 - ✓ 3 min (lines 2 &3)
- Daily Passenger Traffic: 1.000.000
- Stations:45
- Network length: 49,2 km

source: AUTO

1. Introduction

The Athens Urban Transport Organization

Institutional Framework:

- Legal Entity of Private Law
- Under the supervision and control of the Ministry of Infrastructure, Transport and Networks
- Authority to design, plan, organize, coordinate, control and provide the transport work of all surface and underground public transport
- It may assign the provision and exploitation of transport work to limited liability companies that it itself incorporates.

- **2019: deregulation of the market. AUTO contracts with PT operators.**

1. Introduction

The Athens Urban Transport Organization

AUTO Ticketing Policy (2010):

- Integrated ticket (metro, tram, bus): **1€ / 1,5 h**
(exception: airport connection 3,5€)
- Reduced fare: **0,5€ / 1,5 h**
 - Children
 - Students
 - Elderly
 - People with mobility difficulties
- One-day pass: **3 €**
- One-week pass: **10€**
- One-month pass : **35€**
- One-year pass: **350€**

1. Introduction

The Athens 2004 Olympic Games

The Games return to Greece, the birthplace of both the ancient and modern Olympic Games.

- Opening Date: 13/08/2004
- Closing Date: 29/08/2004
- NOCs: 202
- Athletes: 10,625 athletes (4,329 women, 6,296 men)
- Events: 301
- Spectators: 3.600.000 peak day tickets: 337.560
- Media: 21,500
- Volunteers: 45,000
- Employees: 22.000



Regional Conference on Sustainable Urban Transport, Damascus, 11th-13th April 2010

source: Athens Organizing Committee

1. Introduction

The Athens 2004 Olympic Games



Olympic Venues in Athens metropolitan area

Regional Conference on Sustainable Urban Transport, Damascus, 11th-13th April 2010

source: Athens Organizing Committee

1. Introduction

The Athens 2004 Olympic Games

The Games return to Greece, the birthplace of both the ancient and modern Olympic Games.

□ Athens:

- Limited urban space
- Anarchy in urban development
- Insufficient road infrastructure
- road network congested
- Insufficient parking space



2. Urban Transport and the Olympics: Lessons Learned

Major differences compared to previous Olympics

- ❑ Most venues :
 - within the **urban environment** and
 - **sparsely positioned**

❑ Historical city centre

❑ Congested road network

✓ **Solution: Public Transport**

Restructure:

- PT routes
- Mobility management strategies

2. Urban Transport and the Olympics: Lessons Learned

Infrastructure

- 2 New Tramway lines
- Metro extension
- Suburban railway upgrade
- Roads' upgrade
- Dedicated lane for the Olympic



Regional Conference on Sustainable Urban Transport, Damascus, 11th-13th April 2010

2. Urban Transport and the Olympics: Lessons Learned

Operation



- Traffic management measures
- Active traffic management (CCTV etc)
- Traffic lights coordination
- Parking restrictions
- Limited PC access
- Free PT ticket
- New bus lines (20)
- Dedicated fleet for the Olympic family
- Enhanced QoS in all PT modes (time window, frequency, reliability)

2. Urban Transport and the Olympics: Lessons Learned

PT Performance during the Games



- > 16.050.000 trips (out of 21.700.000)
- PC ~15% of total trips
- Safety : NO accidents in PT system!
- On time arrivals (regardless security delays): passengers arrived on average 45 min before the beginning of the sports event
- Frequency
- Security
- Travel time : 92% of the passengers travelled for less than 60 min
- 80% of trips included at most two different modes of transport

2. Urban Transport and the Olympics: Lessons Learned

PT Performance



	Suburban Railway	Metro line1	Metro line2	Metro line3	Tramway T 1	Tramway T2	Olympic Bus Lines
Veh/h	6	24	20	12	10	20	545
10 ³ Pax/h	5	24-28	20-26	12-15	3	6	48,8
10 ³ Total trips served	470	5.100	4.300		1.123		1.000

source: Hellenic Institute of Transportation Engineers

Regional Conference on Sustainable Urban Transport, Damascus, 11th-13th April 2010

2. Urban Transport and the Olympics: Lessons Learned

Multimodality

- Coordination among different PT modes (bus, metro, tramway) on
 - ✓ arrivals (less waiting time)
 - ✓ information (ITS to inform metro passengers on buses' arrival)
 - ✓ ticketing (integrated system)
 - ✓ common operational centre
- Dedicated feeder bus lines
- Park and Ride Venues on 5 metro stations, Kiss and Ride arrangements
- Information on transit optimization by using different modes

2. Urban Transport and the Olympics: Lessons Learned

Parking and Freight Policy

- Parking restrictions in the city centre, along important roads etc.
- Full traffic restrictions in important areas (at the proximity of sport venues etc.)
- Store deliveries during nighttime
- Route planning for deliveries
- Night waste collection
- Enforcement

3. Capitalizing the Olympics' Experience

Key elements to success

85% of passengers claimed to be satisfied !

- Integrated transportation planning and coordination
- Continuous monitoring of the operation and of passengers' satisfaction
- Carefully planned PT trip chains
- Information strategies aimed to inform both spectators and inhabitants
- High PT Quality of Service
- Measures discouraging PC use

3. Capitalizing the Olympics' Experience

After the Olympic Games

- Infrastructure (new PT modes available, P-n-R, K-n-R, ring road)
- New culture about urban mobility
- Modal shift towards PT (5-10%)
- Some traffic restrictions still hold (left –turns, one-way)
- Some of the express bus lines still in use
- BHLS perspective for 2015
- PT Operations centre to handle unexpected events
- Integrated ticketing system, 24h PT operation

3. Capitalizing the Olympics Experience

Lessons Learned

- A PT system –even under unfavorable conditions- can handle a mega-event if properly planned and implemented.
- Carefully planned PT trip chains can lead to fast and reliable trips compared to PC.
- Properly planned and implemented mobility management strategies prove to be very effective.
- Operational and Coordination Centre significantly enhances Communication
- PT Information should be given to the public before entering the system (e.g. airport, on-road kiosks)

3. Capitalizing the Olympics' Experience

Future Steps

- Zonal pricing to attract market share
- ITS planning and implementation
- Buses with a high level of service (BHLS)
- Dedicated bus lanes extension
- Tramway extension in the city centre
- Metro extension towards the suburbs
- Fleet renewal (e.g. 200 CNG buses and 240 EURO5 buses)

3. Capitalizing the Olympics Experience

AUTO Know-how and Contribution

- Planning and implementing integrated policies in cities with similar characteristics
- Successfully organizing and supporting mega-events
- Capitalizing mega-events to enhance every-day urban mobility
- Urban network planning and monitoring (specialized software)
- Management of PT network under unfavorable conditions (seasonal traffic, historical city centers)
- Procedures regarding good control at station (e.g. metro, tram)
- Mobility management and environmental concerns (air pollution, CO₂ emissions)

4. References

- D. Dimitriou, M. Karkaftis, Ant. Stathopoulos, (2006). “Public Transport Sampling for Special Events: A venue based approach”, Proceedings of Annual Transportation Research Board Poster, USA 2006.
- D. Dimitriou, M. Karlaftis, K. Kepaptsoglou, Ant. Stathopoulos, (2006). “Public Transportation during the Athens 2004 Olympics: from Planning to Performance”, Proceedings of Annual Transportation Research Board and Poster, USA 2006.
- Hellenic Institute of Transportation Engineers, (2006). “Transportation planning and operation: best practices from the Athens 2004 Olympic Games”, NTUA 2006.
- Attiki Odos (Athens ring road) official website: www.aodos.gr
- Athens Urban Transport Organization official website: www.oasa.gr
- Athens Tramway official website: www.tramsa.gr
- Statistical Office of the EU official website: <http://epp.eurostat.ec.europa.eu>
- Hellenic Statistical Authority: www.statistics.gr

Thank you